

Smithsonian Institution Libraries
Interlibrary Loan



ILLiad TN: 239838

Mar. 3, 17

Borrower: HNI

Lending String:

AGL,*SMI,QPE,PIT,CNH,CUY,HUH,IBT,COO,L
HL

Journal Title: Dong wu fen lei xue bao. Acta
zootaxonomica Sinica.

Volume: 34 **Issue:** 4

Month/Year: 2009 **Pages:** 766-768

Article Author:

Article Title: A new species of the genus
Lipomela from China (Chrysomelidae,
Alticinae)

Imprint: Beijing, Ke hshueh chu ban she.

ILL Number: 174213371



Call #: QL351 .T926

Location: Natural History

Mail

Charge

Maxcost: 50.00IFM

Shipping Address:

N.I.H. Library- Interlibrary Loan Unit
Bldg.10, Rm.B1L-306
10 Center Drive, MSC 1150
Bethesda, Maryland 20892-1150
United States

Patron:

Fax: 301-496-3702

Ariel: 137.187.166.147

ODYSSEY: 206.107.44.214

E-mail: ill@nihrrlib.ncrr.nih.gov

Notes: Borrowing Notes: ***Please do not
Ariel any articles to us since our Ariel
System is down at this time. Thank you!!!

A NEW SPECIES OF GENUS *LIPROMELA* CHEN, FROM CHINA (CHRYSOMELIDAE, ALTICINAE)

WANG Shu-Yong, GE Si-Qin, CUI Jun-Zhi, LI Wen-Zhu, YANG Xing-Ke*

Key Laboratory of Zoological Systematics and Evolution, Institute of Zoology, Chinese Academy of Sciences, Beijing 100101, China

Abstract The genus *Lipromela* Chen from China is studied and one new species, *L. decemmaculata* Wang et Ge, sp. nov. from Hainan is described. The type specimens are deposited in Institute of Zoology, Chinese Academy of Sciences, Beijing, China.

Key words Chrysomelidae, Alticinae, *Lipromela*, new species, Hainan Province, China.

The genus *Lipromela* was founded by Chen (1933) and the type species is *L. costata* Chen recorded from Japan. Before this study, four species were recorded, namely *L. okinawana* Chûjô and *L. minutissima* (Pic) from Japan, *L. formosana* Ohno from Taiwan, and *L. pubipennis* Chen et Wang from Guangxi, in South China. In present paper, a new species, *L. decemmaculata* Wang et Ge, sp. nov., is described.

Genus *Lipromela* Chen

Lipromela Chen, 1933. *Soc. Ent. France, Bull.*, 38: 144 (Type species: *L. costata* Chen, 1933, from Japan, synonym of *Lipromela minutissima* (Pic, 1923) by Chûjô & Kimoto, 1961); Chûjô, 1935. *Trans. Nat. Hist. Soc. Formosa*, 25: 356; Ohno, 1960. *Annot. Zool. Japon.*, 33 (3): 197; Chûjô & Kimoto, 1961. *Pac. Ins.*, 3 (1): 181; Kimoto, 1965. *J. Faculty of Agriculture Kyushu Univ.*, 13 (3): 403; 1966. *op. cit.* 13 (4): 620.

Description. Subquadrate, frontal tubercles triangular, close with each other, divided with a shallow longitudinal depression, behind them with a transversal furrow delimited from vertex, inter-antennal space rather prominent, anterior angles prominent, reaching space between antennae. Antennae filiform, slender, exceeding to middle of elytra, apical segments slightly broadened. Pronotum wider than long, lateral side narrowed backwards, broadest mid-anterior, lateral side bordered, anterior and posterior margin straight and unbordered; antero-basal transverse impression extending on either side to posterior angle, paralleled with posterior margin. Elytra parallel-sided, base broader than pronotum, humeral calli prominent, basal part between humeral calli and scutellum prominent forming hummocky convex, depressed behind them; elytral striae regular, each elytron with nine striae which including a short scutellar stria and an extreme marginal one. Prosternal process narrow, anterior coxal cavities open behind. Hind femur moderately incrassate, tibiae subcylindrical, hind-tibiae furnished with a spine apically, claws appendiculate.

Distribution. South China (Guangxi, Hainan, Taiwan); Japan.

Biology. Unknown.

Checklist of the known species

- 1) *Lipromela decemmaculata* Wang et Ge, sp. nov.
Distribution. China (Hainan).
- 2) *Lipromela formosana* Ohno, 1960
Lipromela formosana Ohno, 1960. *Annot. Zool. Japon.*, 33 (3): 197. (Type locality: Taiwan: Ari-san; Kuraru)
Distribution. China (Taiwan Ari-shan); Kuraru.
- 3) *Lipromela minutissima* (Pic, 1923)
Lema minutissima Pic, 1923. *Mel. Exot. Ent.*, 11: 19 (Type locality: Japan, Paris).
Lipromela costata Chen, 1933. *Soc. Ent. France*, 38: 144 (Japan: Tokio; Paris); Chûjô, 1936. *Nat. Hist. Soc. Formosa, Trans.* 26: 20 (Honshu); Ohno, 1960. *Annot. Zool. Japon.*, 33 (3): 197, Chûjô & Kimoto, 1961, *Pac. Ins.*, 3 (1): 181 (Synonymized).
Lipromela minutissima: Chûjô & Kimoto, 1961. *Pac. Ins.*, 3 (1): 181.
Distribution. Japan (Honshu, Shikoku, Kyushu).
- 4) *Lipromela okinawana* Chûjô, 1958
Lipromela okinawana Chûjô, 1958. *Kagawa Univ., Mem. Fac. Lit. Arts & Educ.*, 2 (64): 12 (Type locality: Loochoos); Chûjô & Kimoto, 1961. *Pac. Ins.*, 3 (1): 181 (Ryukyu Is.)
Distribution. Japan Ryukyu Is. (Okinawa)
- 5) *Lipromela pubipennis* Chen et Wang, 1980
Lipromela pubipennis Chen et Wang, 1980. *Entomotaxonomia*, 2 (1): 10-11 (Type locality: China, Guangxi).
Distribution. China (Guangxi).

Key to the species of the genus *Lipromela*

1. Pronotum with 2 transversal impressions extending to either side, one paralleled with anterior margin, the other in front of posterior margin 2
Pronotum with only 1 transversal impression in front of posterior margin 4
2. Body black; Antennal pale yellowish brown, four apical segments more or less fuscous, legs pale yellowish brown, hind femur black; interspace of elytral striae with erect pubescence, body length 3 mm
..... *L. pubipennis* Chen et Wang
Body reddish brown or yellowish brown, elytra with black markings or black partly, interspace of elytral striae without erect pubescence 3
3. Body reddish brown, elytra yellowish brown, elytral suture base dark brown or black, apical seven or eight segments of antennae dark brown or black; elytron with nine striae which including a short unclear scutellar stria and an extreme marginal one. Male aedeagus shown as Fig. 5, body length 3 mm *L. formosana* Ohno

The project was supported by Innovation Project of Chinese Academy of Sciences (KSCX2-YW-Z-105).

* Corresponding author, E-mail: yangxk@ioz.ac.cn

Received 21 May 2009, accepted 17 July 2009.

Body pale yellow, scutellum black, elytron with 5 little black markings (2:2:1) (Fig. 1); Antennae segments 5-10 black, 11th yellowish brown; elytron with eight striae, scutellar stria absent. Male aedeagus shown as Fig. 4, body length: 3 mm

..... *L. decemmaculata* Wang et Ge, sp. nov.

4. Body length 2.5 mm, totally yellowish brown, apex 3 segments of antennae dark brown, second subequal to third; interspace of elytral striae convex clearly *L. minutissima* (Pic)
Body length 2.7-2.8 mm, yellowish brown with shining, apex of mandibles and antennae segment 11 dark brown, antennae segment 2 slightly shorter than third, only interspace of elytral striae closed to lateral side convex clearly *L. okinawana* Chûjô

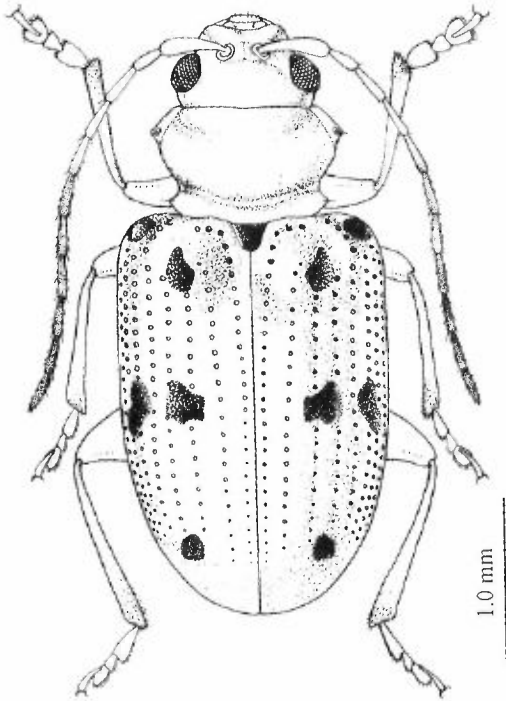
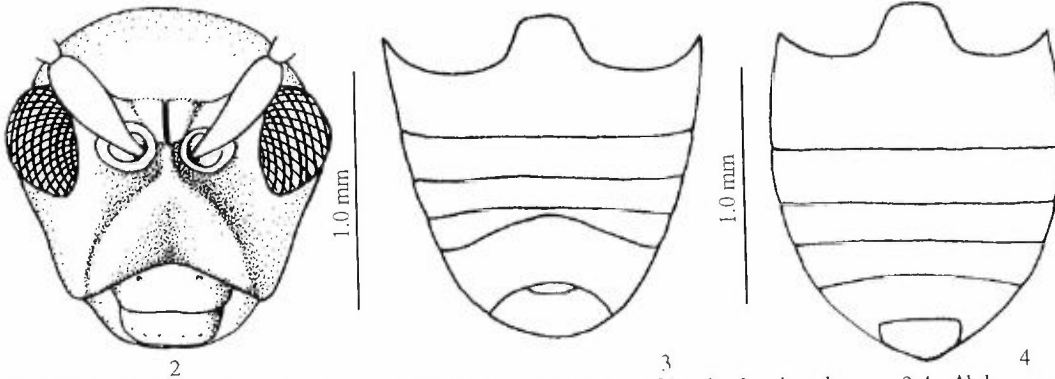


Fig. 1. *Lipromela decemmaculata* Wang et Ge, sp. nov., ♂, habitus.



Figs. 2-4. *Lipromela decemmaculata* Wang et Ge, sp. nov. 2. Dorsal view of head, showing clypeus. 3-4. Abdomen. 3. ♂, fourth segment curved. 4. ♀, normal.

coarse, shallower and finer apically, scutellar stria absent only with several sparse punctures, interspace convex, forming ridge. Abdominal segment 4 of male curved. Male first segment of pro-tarsi broadened. Body length: 3 mm.

Holotype ♂, China, Hainan, Diaoluo Shan, 29 Mar. 2008, Leg. YANG Yu-Xia (net trapes).

Description of the new species

Lipromela decemmaculata Wang et Ge, sp. nov.
(Figs. 1-6)

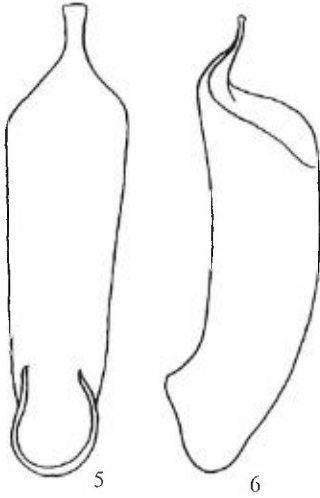
Descriptions. Body elongate, apex slightly broadened, yellowish brown, shining; elytron with little markings: first in anterior part of humeral callus, second in inner side of humeral callus to scutellum, third and fourth in middle part, fifth in before apex; scutellum black; base of antennae and apical segment yellowish brown to dark brown, 5th to 10th black.

Vertex convex, smooth and impunctate, frontal tubercles triangular, close with each other, divided with a shallow longitudinal depression, behind them with a transversal suture delimited with vertex; interantennal space rather prominent, clypeus convex triangularly, smooth. Antennae slender, filiform, exceeding to middle of elytra, third and fourth segment longest, third 1.5 times as long as second, slightly shorten from five, apical segment sharpened. Pronotum wider than long, lateral side narrowed backwards, narrowest before posterior angle; lateral margin narrow, clear, anterior and posterior margin straight and unbordered, with setigerous punctures on both anterior and posterior angles, anterior setigerous punctures behind anterior angles. Disk smooth and impunctate, with 2 transversal impression, anterior shallow, posterior rather deep, extending to either side, constricted, similar to genus *Lipromorpha*. Scutellum triangular, impunctate. Elytra base rather broader than pronotum, humeral calli prominent, basal part between humeral calli and scutellum prominent forming hummocky convex; disc with eight regular striae, punctures in striae deep and

Paratypes: 1 ♂, 2 ♀♀, ditto; 1 ♂, 1 ♀, Diaoluo Shan, Holiday County, 729 m, 11 Dec. 2007, leg. ZHU Xiao-Yu; 1 ♀, Diaoluo Shan, Holiday County, 25 Mar. 2007, leg. SHI Hong-Liang.

Diagnosis. The new species can be distinguished by the five black markings of elytron, without scutellar stria.

Etymology. The species name is from Latin words



Figs. 5-6. *Lipromela decemmaculata* Wang et Ge, sp. nov., aedeagus. 5. Ventral view. 6. Lateral view.

decem (ten) and maculata (marks).

REFERENCES

- Chen, S-H 1933. Descriptons de deux Halicinae nouveaux de la Chine et du Japon. *Bull. Soc. Ent. France*, 38: 143-144.
 Chen, S-H and Wang, S-Y 1980. New genera and species of Chinese Alicinae. *Entomotaxonomia*, 2 (1): 1-25.
 Chûjô, M. and Kimoto, S 1961. Systematic catalogue of Japanese Chrysomelidae. *Pacif. Insects*, 3: 117-202.

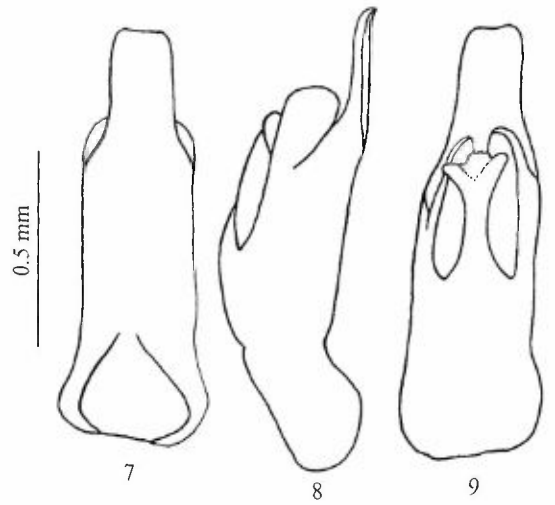
九行跳甲属及一新种 (叶甲科, 跳甲亚科)

王书永 葛斯琴 崔俊芝 李文柱 杨星科*

中国科学院动物进化与系统学重点实验室, 中国科学院动物研究所 北京 100101

摘要 记述叶甲科跳甲亚科九行跳甲属 *Lipromela* Chen 及 1 新种。新种产自中国海南省吊罗山。该属系 Chen 于 1933 年建立, 模式种为 *L. costata* Chen, 产自日本。该属此前已知 4 种, *L. okinawana* Chûjô 及 *L. minutissima* (Pic) 等 2 种分布于日

关键词 叶甲科, 跳甲亚科, 九行跳甲属, 十斑九行跳甲, 新种, 中国海南。
 中图分类号 Q969.48



Figs. 7-9. *Lipromela formosana* Ohno, from Ohno, 1960, aedeagus. 7. Ventral view. 8. Lateral view. 9. Dorsal view.

- Ohno, M. 1960. Notes on the genus *Lipromela* Chen, with description of a new species from Formosa. *Ann. Zool. Japan*, 33 (3): 196-199.
 Kimoto, S. 1965. The Chrysomelidae of Japan and the Ryukyu Islands. VIII. Subfamily Alicinae. I-II. *J. Fac. Agri. Kyushu Univ.*, 13 (3): 401-429.
 Kimoto, S. 1966. The Chrysomelidae of Japan and the Ryukyu Islands. X. Subfamily Alicinae III. *J. Faculty of Agriculture, Kyushu Univ.*, 13 (4): 601-633.

本, *L. formosana* Ohno 记录于中国台湾, *L. bipipennis* Chen et Wang 记录于中国广西, 连同本文一新种 *L. decemmaculata* Wang et Ge, sp. nov. 本属迄今已知 5 种。其分布区限于亚洲东南部, 其生物学尚属未知。

* 通讯作者。